

General Nash Elementary H&S

2017

AUGUST

9th- Kindergarten Play date 10am
21st- Kindergarten Play date
6:30pm
24th- New Family Orientation
25th- Jumpin' Jacks Night
29th- First Day of School!!
31st- Dining Night out @ Dairy
Queen



OCTOBER

4th- Walk To School Day
6th- Show Your Colors Spirit Day
13th- No School
20th- March-a-thon
27th- March-a-thon Rain Date
31st- Halloween Parade

JANUARY

5th- Pajama Spirit Day
15th- No School
16th- Dining Night Out @ Wendy's

APRIL

6th- Disney Spirit Day
17th- Dining Night Out @ Wendy's
19th- Spring Pictures
27th- Spring Zing 7:00pm

NOVEMBER

3rd- Hat Day Spirit Day
6th- No School
7th- No School
9th- H&S Meeting 6:30pm
16th- Mini Book Fair
13th-17th- American Ed Week
22nd-24th- No School

FEBRUARY

2nd- Sports Spirit Day
3rd- Winter Carnival 10-2
8th- H&S Meeting 6:30pm
9th- Father Daughter Dance 7-9pm

MAY

4th- Superhero Spirit Day
10th- H&S Meeting 6:30pm
11th- Appreciation Luncheon
15th- No School
25th- Olympic Day (tentative)
28th- No School

2018

SEPTEMBER

1st- No School
4th- No School
8th- Nash/Blue & White Spirit Day
-Welcome Picnic 6:30pm
12th- Fall Picture Day
-H&S Meeting 6:30pm
19th- Back To School Night
21st- No School
22nd- Coordinator and Room
Parent Orientation 9:30am
23rd- 6th Grade Car Wash

DECEMBER

1st- Fashion Disaster Spirit Day
9th- Holiday Shop
-Breakfast with Frosty
22nd- Holiday Sing-a-long
25th-1/1 No School

MARCH

2nd- Dr Seuss Spirit Day
12th-15th- Book Fair
15th- Book Fair Family Night
21st- Crazy Sock Day- World Down
Syndrome Day
23rd- Mother Son Event
28th-4/2 No School

JUNE

1st- Beach Spirit Day
7th- Recognition Assembly
-6th Grade Lip Sync
8th- Last Day of School
-Moving Up Assembly

The above dates and times are subject to change. Be sure to get the latest updates and information by joining the General Nash H&S Facebook group, signing up for H&S Constant Contact E-mails, and checking the website <http://www.npenn.org/domain/914!>



Valley Forge Road & Sumneytown Pike (near Weis)

Join us for an Ice Cream Social to celebrate
the beginning of the school year!

Thursday, August 31 from 6-9 pm

Support Nash and spend some time with friends!

You may even spot your favorite teachers as guest
servers!!



*A percentage of sales will be donated to
Nash Home and School*

Only purchases of Ice Cream will be applied

General Nash Welcome Picnic 2017

Please join us Friday, September 8th 6:30-8:30 pm

Phillips and Smith Entertainment will be hosting the night with
music and games!

Visit our Information Table to learn about fun ways to get involved at NASH!

Have dinner with your family and NASH friends and staff!

(order form below, meals are pre-purchase only)



*A limited amount of *NASH t-shirts* will be available for sale*

picnic to be held outside, weather permitting

Welcome Picnic Dinner Order Form

Name: _____

\$2.50 (1) slice of pizza, bag of chips, drink # of Meals _____

\$3.50 (2) slices of pizza, bag of chips, drink # of Meals _____

**For your drink you have the option of Water or a Juice Bag. # of Water(s) _____ # of Juice bags _____

Please return by Tuesday, 9/5 in an envelope labeled, Welcome Picnic

Checks can be made out to General Nash Home & School

Home & School Sponsored Event

REMINDER

RECORDATORIO

PICTURE DAY IS COMING

Ya llega el Día de la Foto

General Nash Elementary School
Tuesday, September 12, 2017

**Order today at
mylifetouch.com**

Encarga hoy en mylifetouch.com

Order online with your Picture Day ID

Encarga por internet con tu ID del Día de la Foto

Picture Day ID: JL727287Q0

**Customize each sheet of your
package online**

Personaliza cada hoja de tu paquete por internet



*Poses and backgrounds vary by school
Las poses y los fondos varían según la escuela*

JL727287Q0

71435

© 2017 Lifetouch National School Studios Inc.

 **Lifetouch**
School Portraits

The Nash Home & School Presents:

Spanish Club 2017-2018



Señora Paty and a group of caring instructors will be using a wonderful program called "Risas y Sonrisas". This is a nationally recognized method that uses games, music, and other activities to teach students to speak Spanish in a fun learning environment. Students will also learn about Spanish speaking Cultures. Culminating in our *very popular* end of the year "Authentic Mexican Party"

When: Once per week, *Grammar-* Monday PM or Tuesday AM
Beginners/Intermediate- Wednesday AM or Thursday AM

Where: TBD

Starting: Week of **October 2nd, 2017.**

Levels and times:

Beginner & Intermediate levels: For those who are new to Spanish and those who would like to review and learn new concepts. Wed AM (8:25am) or Thu AM (8:25am)

Grammar: Advanced class placement recommended after at least 2 years of Spanish or based on teacher recommendation. Mon PM (45 mins 3:45-4:30pm) or Tue AM (45mins 8:10AM)

Cost*: Instructional cost is for the entire 24 week program.

	<u>1 child</u>	<u>2 or more siblings</u>	<u>Class Time</u>
Beginners/Intermediate:	\$190 per child	\$180 per child	30 Minutes
Grammar:	\$210 per child	\$200 per child	45 Minutes

Please fill out the registration/emergency form and return it, with payment*, to school by **Friday 9/22/17**. Please make checks payable to General Nash Home & School

****For easy bookkeeping, we ask that this *non-refundable* amount be *paid in full*****

* Just Registration forms that have attached payment will be included in the registration process.

We look forward to a full year of learning. Please contact us if you have any questions?

The Spanish Club Committee,

Kristen Mallitz , 215-859-1948, kmallitz@gmail.com

Tara Dilenge, taradilenge@yahoo.com, 215-393-0953

You can also now pay by credit card.

\$ _____ Total Amount Due Select one: ___Visa ___MasterCard ___Discover ___Amexco

Credit Card #: _____ CVV _____ Exp: _____

Signature Required for Credit Card payments: _____

SPANISH CLUB REGISTRATION FORM

Student's Last Name First Name Middle

Address Town Zip Code

School attending this year Grade entering this fall Birth date

Mother/Step Mother/Guardian Name (circle one) Cell Phone #

Work Phone # Email Address

Father/Step Father/Guardian Name (circle one) Cell Phone #

Work Phone # Email Address

Local Emergency Contact other than parents listed to care for or pick up child if parents are not available

Name: _____

Cell Phone #: _____

Does your child require any reasonable accommodations because of a disability?

NO YES If so, explain: _____

Does your child have any medical conditions we should be aware of?

NO YES: _____

Does your child have any allergies? NO YES: _____

Does your child attend after care? If yes, circle one: AM PM AM and PM

Signature of Parent/Guardian: _____ DATE: _____



Home & School E-Mail Request Form

Home & School sends out e-mails through Constant Contact two to three times per month with important information about events going on at Nash. It is a GREAT way to keep up with all the current information! However, we do NOT receive your contact information from either the General Nash Office or the school district. If you are new to Nash or your contact information has changed, we will not have your email address in our records. Please be sure to complete and return the form below so you will receive important information from your Home & School Association!

NOTE: If you are already receiving emails from H&S, then you do NOT need to fill this out!

Please complete the following information:

Child(ren)'s First & Last Name:

Grade:

_____	_____
_____	_____
_____	_____

Family/Guardian Name(s):

E-mail Address:


_____	_____
_____	_____

*******Please print clearly*******

No email solicitations will be sent to you; only reminders or pertinent information.

Return this form to Nash marked to the attention of Communications Officer/Home & School

Volunteers Needed!



Co-Captain/Room Parent Volunteer Form



We are looking for Co-Captains and Room Parents for your child's homeroom class! Being a Room Parent is rewarding, fun and provides you an opportunity to become an active, supportive partner in your child's education. Please be advised that per NPSD, volunteer clearances will need to be completed prior to attending any activities. For further information on clearances, please go to npenn.org/Domain/1323

Position Descriptions:

Co-Captain –Two parents will be selected for each homeroom. The main responsibility is to organize and coordinate class parties/events along with the teacher (including activities/games/snacks) and delegate duties and request necessary items of room parents and remaining classmate parents.

Room Parent – These parents will be asked to help with class parties and events as coordinated by the classroom Co-Captains.

(Note: If you are not selected to be a Co-Captain, you will automatically be assigned as a Room Parent. Co-Captains will be notified when they are selected. Please be aware that ONLY those that have signed up to help with these activities will be able to assist. If you are unsure of availability, but would like to participate, please complete the information below.)

Please print neatly to prevent errors

Volunteer Name: _____

Telephone # _____ Email: _____

	<u>Co-Captain</u>	<u>Room Parent</u>
Child #1 Name _____ Grade: _____ Teacher Name: _____	<input type="checkbox"/>	<input type="checkbox"/>
Child #2 Name _____ Grade: _____ Teacher Name: _____	<input type="checkbox"/>	<input type="checkbox"/>
Child #3 Name _____ Grade: _____ Teacher Name: _____	<input type="checkbox"/>	<input type="checkbox"/>

Comments/Questions: _____

Please return this completed form to your child's teacher by September 8. Co-Captain/Room Parent Orientation will be on September 22 at 9:30 a.m. (this is a great time to begin planning for Halloween activities), so we encourage you to attend.

If you have any questions, feel free to contact Nicole Pritchett @ NicolePritchett03@gmail.com or Michele Soltis @ Michele.Soltis@gmail.com

Thank you,

Nicole and Michele

Room Parent Coordinators



Nash Home & School Volunteer Crew



What is the Nash Volunteer Crew?

The Nash Volunteer Crew is a growing group of Nash family members and alumni who are willing to be contacted for help with Nash events, programs, and activities to help make them a success! It's a great opportunity to pitch in for a good cause, your child's school! Plus, it's a fun way to meet other Nash families.

What kind of volunteer help is needed?

There are flexible positions and tasks to fit all schedules and interests... from providing classroom support or office assistance to helping with Nash Home & School events and activities... moms, dads, grandparents, working parents, stay-at-home parents... there's something for everyone!

Some of our bigger volunteer needs are with...

Nash School Events – Walk to School Day, Apple Crunch Day, RIF Days, Literacy Night, Picture Days, Olympic Day.

Nash Home & School Events – Welcome Picnic, March-a-thon, Book Fairs, Holiday Shop, Breakfast with Frosty, Winter Carnival, Spring Zing, Mother/Son & Father/Daughter events.

Nash H&S Volunteers through the year – Bi-weekly Communications Crew, Yearbook Crew, School Store Volunteers, Nature Nook Clean-up, Box Top Helpers.

Event Donations – Baked Goods, Snacks/Treats, Paper Goods - for Special Events or Monthly Staff Appreciation Days.

What is the time commitment?

That is completely up to you! Our Volunteer Coordinator will contact the Crew throughout the year with requests from our planning coordinators, and you simply accept what fits your schedule. If you are not able to help out for a particular request, no problem... there are plenty of volunteer events and activities to participate in throughout the year!

Sounds great! How do I sign up?

1. Submit the NPSD School Volunteer Clearance Forms to the NPSD Human Resources Department.

Any Volunteer Crew member who will be interacting with students must have current clearances approved and on file with the Human Resources department of NPSD (as required by state law and district policies). School Volunteer clearance information is available on the NPSD website's "For Families" page under "Volunteers", found here: <http://www.npenn.org/Domain/1323>.

*Please note: there are some volunteer opportunities that do not entail student interaction, where clearances would not be required (i.e event donations or at-home volunteer work). If you would like to participate in only these types of activities, choose the "Non-Clearance Volunteer" option on the Nash Volunteer form.

2. Complete and return the attached Nash Volunteer Crew Registration Form to the Nash office or your child's teacher. Completed forms will be forwarded to our Nash Volunteer Coordinator, who will confirm your clearance approvals with the NSPD Human Resources dept, and then add your name and contact information to our Nash Volunteer Crew database.

3. Check your email for upcoming events and sign-up!

When a need for volunteers arises, our Volunteer Coordinator will send out an email to the Volunteer Crew with a link to a Sign-Up Genius page for the upcoming event or activity. Details about the event and open volunteer opportunities will be shown on the page. To sign-up, you simply add your name to any open slot that you are interested in. From that point on, communication with volunteers will be through the activity or event planning coordinator. We also encourage you to regularly check for upcoming volunteer opportunities on the Nash Home & School website and Facebook page!

Questions? Please contact the Nash Volunteer Coordinator, Renee Ferullo at Renee.Ferullo@gmail.com.



Nash Home & School Volunteer Crew Sign-Up Form



First Name: _____ Last Name: _____

Email: _____

Phone (Cell/Home/Work): _____

Please select one of the following volunteer type options:

_____ CLEARANCE VOLUNTEER (permitted interaction with students): I certify that the following required background clearances have been approved and are on file with the NPSD Human Resources Department:

_____ Child Abuse Clearance Issue Date: _____

_____ PA State Criminal Clearance Issue Date: _____

_____ FBI Clearance – OR – NPSD Affidavit Issue Date: _____

_____ NON-CLEARANCE VOLUNTEER (no direct interaction with students): I do not have clearances on file with the NPSD Human Resources Department, but would like to participate in non-student interacting volunteer opportunities.

I am specifically interested in the following volunteer opportunities: _____

Child(ren)'s Names/Grades/Teachers for the School Year of 20____ - 20____:

Name:	Grade:	Teacher:
_____	_____	_____
_____	_____	_____
_____	_____	_____
_____	_____	_____

*Please Return completed Nash Volunteer Crew Registration Forms to either the Nash office or your child's teacher. Questions? Contact the Nash Volunteer Coordinator, Renee Ferullo at Renee.Ferullo@gmail.com.



General Francis Nash Elementary Home & School Association

2017-18 School Directory Advertising



The Nash Home & School Association is excited about continuing the tradition of having "Yellow Pages" in the *General Francis Nash Elementary Student Directory*. The student directory is published each fall and reaches over 350 families and staff in the North Penn area. It is an excellent way to promote your products and services to the school. We are currently preparing the directory for the 2017-2018 school year and would like to invite you to support the Nash Home & School Association by advertising in our directory. Advertising proceeds help us to fund field trips, assemblies, student activities and family events, as well as to provide our teachers with supplemental classroom supplies. We greatly appreciate your support!

AD SPECIFICATIONS:

- Prices are as follows:

Business Card (3.5" w x 2" h)	\$25.00
Half Page (5.5" w x 3.5" h)	\$50.00
Full Page (5.5" w x 7.75" h)	\$100.00
- Ads need to be in PDF or JPG format.
- Ads will be printed in black & white. Please, no coupons with ads.
- Ads may be emailed to aclubach@gmail.com
- Ads are sold on a first-come, first-served basis.

TO PLACE AN AD:

- Attach your ad to the General Nash School Directory Advertising form.
- Send the completed form and ad copy with payment to:
General Nash Elementary Home & School, c/o Amanda Laubach
1560 Liberty Bell Drive, Harleysville, PA 19438.
- Advertising orders are due by Wednesday, September 20th.
- Directories will be distributed by mid-October.
- Payment must be received by deadline in order for ad to run.

Please note the School Directory is for the exclusive use of General Nash Elementary families and faculty and may not be used by other organizations or businesses for mailing lists or solicitations.

Thank you very much for your support of General Nash Home & School. Without you, many of the activities supported by General Nash Home & School would not be possible.

Amanda Laubach
General Nash Elementary Home & School
215-855-6461; aclubach@gmail.com



**GENERAL NASH ELEMENTARY SCHOOL
SCHOOL DIRECTORY ADVERTISING FORM
Due Friday 9/20/2017**



The student directory is published each fall and reaches over 350 families and staff in the North Penn area. It is an excellent way to promote your products and services to the school. We are currently preparing the directory for the 2017-2018 school year and would like to invite you to support the Nash Home & School Association by advertising in our directory.

Business Name: _____

Address: _____ City: _____ Zip: _____

Contact Person: _____

Phone: _____ Email: _____

Please indicate ad choice(s) below by checking (v) the applicable box(es). Ads are sold on a first-come, first-served basis.

_____ \$25 Business Card (3.5" w x 2"h)

_____ \$50 Half Page (5.5"w x 3.5"h)

_____ \$100 Full Page (5.5"w x 7.75"h)

Please submit this form, your ad copy and payment to the address below. Please make checks payable to "General Nash Home & School". The ad copy can also be emailed

General Nash Elementary Home & School
c/o Amanda Laubach
1560 Liberty Bell Drive
Harleysville, PA 19438

----- ADMINISTRATIVE USE ONLY -----

Cash Amount: \$ _____ Check Amount: \$ _____ Check Number: _____

Initials of Receiver: _____ Date Received: _____



Why Your Child Can't Skip Their 20 Minutes of Reading Tonight

James

Travis

reads 20 minutes per night,
5 times per week



reads only 4 minutes per night
...or not at all

In one week:


100
minutes of reading



20
minutes of reading

In one month:

400
minutes of reading



80
minutes of reading

In one school year (9 months):


3600
minutes of reading



720
minutes of reading

By the end of sixth grade:

21,600
minutes of reading



4320
minutes of reading

- Which student would you expect to read better?
- Which student would you expect to know more?
- Which student would you expect to write better?
- Which student would you expect to have a better vocabulary?
- Which student would you expect to be more successful in school and life?
- How do you think each student will feel about himself as a learner?



Reading Connection

Tips for Reading Success

Beginning Edition

September 2017


General Nash Elementary School

Book Picks

Read-aloud favorites

■ *Big Dog and Little Dog Going for a Walk* (Dav Pilkey)

A pair of dog friends loves to take walks—especially if it involves splashing and rolling in mud! Your youngster will laugh as he tags along on this messy journey. (Bilingual version also available, with each page in both English and Spanish.)



■ *A Rock Is Lively* (Dianna Hutts Aston)

They come in all shapes and sizes, melt if they get hot enough, and sometimes arrive from outer space. What are they? Rocks!



Using poetic language, this nonfiction picture book introduces your child to colorful varieties.

■ *May I Have a Word?* (Caron Levis)

Once upon a refrigerator, the alphabet magnets set out to tell a story. But when C and K begin fighting about who stole whose sound and who is hogging all the good words, it looks like there will be no “happily ever after.” F is for *funny* in this tale about the importance of teamwork.

■ *Clothesline Clues to Jobs People Do* (Kathryn Heling and Deborah Hembrook)

Your child can use clothes on a clothesline and rhyming clues to match people with their careers, then turn each page to see a worker in action. This simple story brings all the characters together for a party at the end.



Reading at school, reading at home

“How do I help my child learn to read?” That’s a common question for many parents. Ask your youngster about the kinds of reading she does in school, and use what you discover to support her at home. Try these ideas.



In a group

Let your child play “reading group” with her stuffed animals or dolls. Suggest that she give each “student” a book and “teach” reading strategies she’s working on like breaking big words into smaller chunks or using pictures to figure out hard words.

an at-home reading log, have her fill it out, and sign it if required.

On my own

Your child likely has time in school each day to read all by herself. Her teacher may call it “DEAR” (“Drop everything and read”) or SSR (“Self-selected reading”). Try holding a daily “DEAR” time at home for at least 20 minutes. Each person picks any reading material (book, magazine, newspaper) and reads anywhere—on a couch, on the porch, or stretched out on the floor.♥

With you

When your youngster brings home books from school, set aside time to snuggle up and listen to her read. You’ll get an idea of the reading level that’s right for her and see what topics she enjoys and is learning about. *Note:* If she has

A writing nook

A cozy space can inspire your youngster to enjoy writing regularly. Consider these suggestions:

- Help your child find a quiet spot. He might use a chair tucked in a corner of the living room or a lap desk on his bed.
- Let your youngster pick out cool writing supplies at a dollar store like colored pencils, fancy paper, or gel pens. Then, he could arrange them in a box or basket to keep in his nook.
- Look for everyday ways to encourage writing. You might say, “Grandpa’s birthday is next week. Why don’t you make him a card?” Or invite your child to add a few items to your grocery list. Suggest that he write stories, poems, and plays, too!♥



Create a comic strip

With lots of pictures and just a few words, comic strips are easy and fun for beginning writers to make. Here's how.

Change a favorite. Suggest that your youngster write new words for a comic strip he likes. Help him cut one from the newspaper and glue it on a sheet of paper. Cover the words with masking tape. He can add his own words in the bubbles or on the paper around the strip. What will each character say or think in his version?



Start from scratch. Have your child divide a piece of paper into frames. Then, he could invent a character or use one from real life—maybe his comic will be about the funny adventures of his cat. Encourage him to draw a picture in each frame and add speech bubbles to tell the story. To help him along,

ask questions like “What happens first?” and “How does Elvis the Cat’s adventure end?” *Idea:* He might like to create a series of comic strips about his character.♥

Fun with Words

Words all around

Even before youngsters learn to read, they get excited when they recognize words on road signs, stores, and food packages. Encourage your child to collect words to make a book she can read all by herself. She'll begin to connect the letters she sees with the sounds they make.

Find words

Give your youngster a notebook.

When she spots a word she knows, she could write it or

cut it out and glue it on a page. For instance, she might clip “Eggs” from an empty carton or the name of a favorite restaurant from a take-out bag.



Read your book

After your child has filled a few pages, let her read her book to you. She'll build confidence in her reading ability because she'll know every word!♥

OUR PURPOSE

To provide busy parents with practical ways to promote their children's reading, writing, and language skills.

Resources for Educators,
a division of CCH Incorporated
128 N. Royal Avenue • Front Royal, VA 22630
800-394-5052 • rfeustomer@wolterskluwer.com
www.rfeonline.com
ISSN 1540-5648

Q&A Tell me a story

Q My daughter often asks me to tell her stories at bedtime, but it's not always easy to make them up on the spot. Any suggestions?

A Hearing stories develops your daughter's listening and language skills. You may find it easier to tell stories you're familiar with.

Children love stories about people they know—especially themselves and other family members. Flip through photos at bedtime, and have your youngster pick one that she likes. Her newborn picture could lead to a tale about the day she was born. Or a childhood snapshot of you may inspire a story about the games you played or what you learned at school when you were her age.

Another idea is to retell fairy tales or other children's stories that you know. If you're feeling creative, try changing the story as you go. For example, turn *The Three Little Pigs* into *The Three Little Bananas*.♥



Parent to Parent

“I love you” notes

My son Danny has always loved it when I tuck an “I love you” note into his backpack. When he was learning to read, I asked his teacher for a list of words he was working on. Then, I used those words in the notes.

Sometimes I'd write simple messages like “You are number one!” Other times, I wrote a question, such as “What game should we

play after school?” The notes made Danny feel special and gave him extra reading practice.

Now secret notes are a tradition at our house. Danny's little sister Jamie is starting to read this year, and he writes notes to put in her backpack. And when I opened my suitcase on a business trip recently, I had a big smile when I discovered a note from Danny to me!♥

